



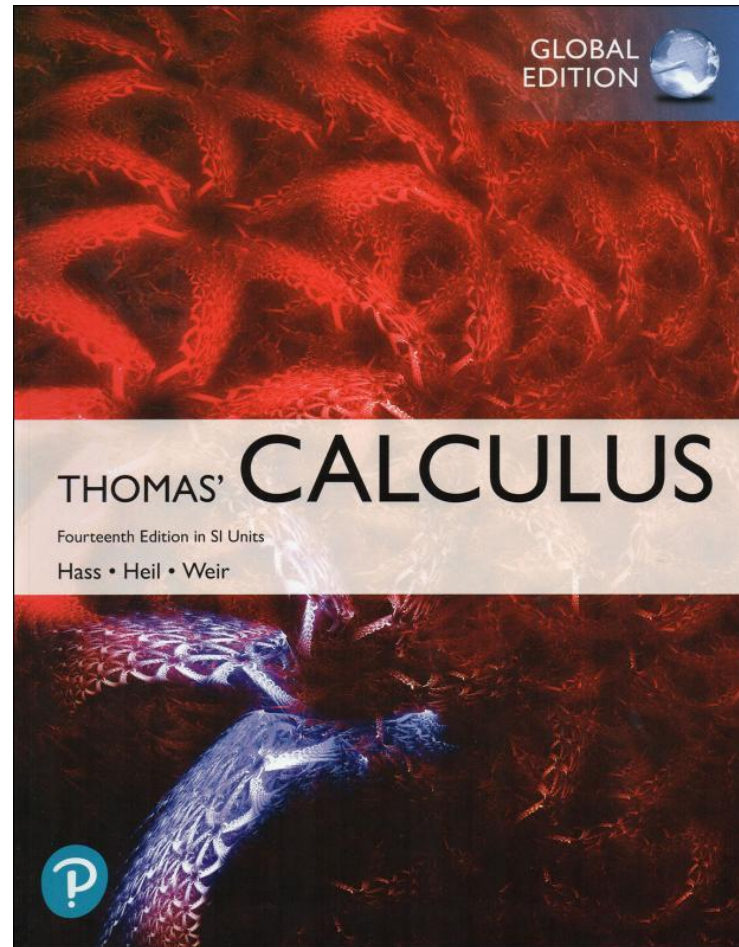
Calculus MyLabMath (微積分教學平台)

Sep 15, 2022



Thomas' Calculus 14e

ISBN : 9781292253220



Logging into MyLab & Mastering

如何登入MyLabMath 教學平台

1.

Logging into MyLab & Mastering

1. Go to mlm.pearson.com/global/ 或 搜尋 Pearson mylab
2. Click **Sign in**

 Pearson | MyLab | Mastering

 BROWSE BY DISCIPLINE

Improving results

Our goal is to help every student succeed. We're working with educators and institutions to improve results for students everywhere.

[Learn more](#)

Educators >

Results

Features

Training & Support

Students >

Get Registered

Support

More...

Academic Executives >

Results

Features

More...

Sign In

Already registered? Sign in with your

 [Sign in](#)

Register

Need access? Start here!

 [Student](#)

 [Educator](#)

Engage students effectively with immersive content, tools, and experiences

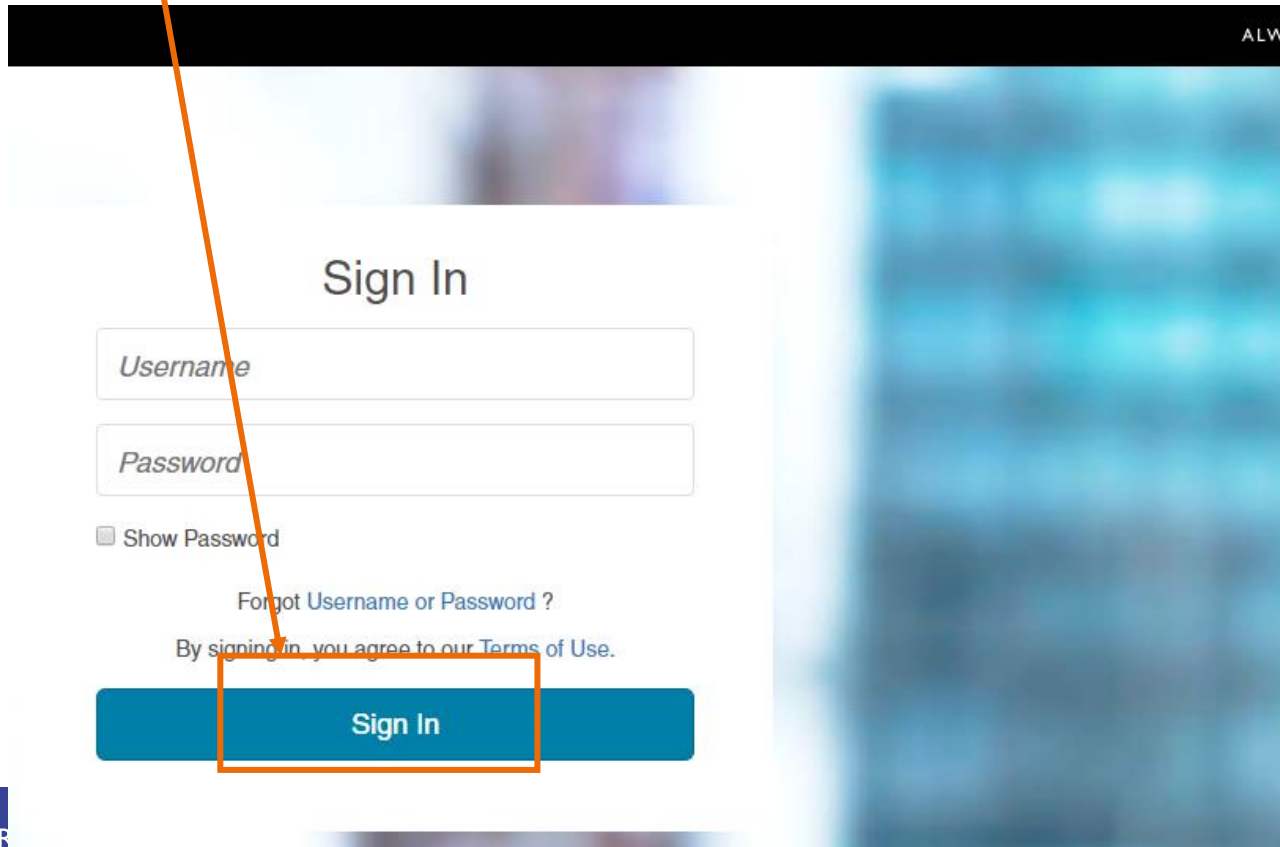
Logging into MyLab & Mastering

1. Enter your **Username** and **Password**

Username : 學號

Password : NCU***** (*****為學號後五碼)

2. Click **Sign In**



ALWA

Sign In

Username

Password

Show Password

[Forgot Username or Password ?](#)

By signing in, you agree to our [Terms of Use](#).

Sign In

成功登入後，
便會進入課程主頁面



MyLab Math

- My Courses
- Course Home
- Assignments
- Study Plan
- Gradebook
- Chapter Contents >
- Tools for Success
- Multimedia Library
- Discussions
- Course Tools >

Course Home

1112 Calculus_for testing

Help

0%

Current Entire Course To Date

< > March 2023 Today

View by 2 Weeks

SUN	MON	TUE	WED	THU	FRI	SAT
5	6	7	8	9	10	11
12	13	14	15	16	17	18

Announcements (0) No announcements during the selected timeframe.

Past Due Assignments (0) No past due assignments during the selected timeframe.

Current Assignments (1) ^

TODAY	Score: --	0 of 8 questions
1112PracticeD		

Completed Assignments (0) No completed assignments during the selected timeframe.

This course (1112 Calculus_for testing) is based on Hass, Thomas' Calculus, 14e in SI Units

如何進行指定的作業(自我練習)

2.

查看老師所指定的「自我練習」作業

點選課程主頁面左方的**Assignments**選項，待時間到，即可看到指定的自我練習作業，點選連結便可開始進行自我練習作業。

1112 Calculus_for testing

Hi, CY [Sign Out](#) [Help](#)

MyLab Math

- My Courses
- Course Home
- Assignments**
- Study Plan
- Gradebook
- Chapter Contents >
- Tools for Success
- Multimedia Library
- Discussions
- Course Tools >

Assignments

Homework and Tests

[All Assignments](#) [All Chapters](#)

All Assignments

Due	Assignment	Time Limit	Attempts	Gradebook Score
	Sample test	10min	0 of ∞	
	1112PracticeD			

This course (1112 Calculus_for testing) is based on Hass, Thomas' Calculus, 14e in SI Units

Do Homework



Name: 1112PracticeD
Current Score: 0% (0 points out of 8)
Attempts: Unlimited per question

Questions: 8	Scored: 0	Correct: 0	Partial Credit: 0	Incorrect: 0
Question 1 (0/1)	Question 2 (0/1)	Question 3 (0/1)	Question 4 (0/1)	
Question 5 (0/1)	Question 6 (0/1)	Question 7 (0/1)	Question 8 (0/1)	



This course (1112 Calculus_for_testing) is based on Hass, Thomas' Calculus, 14e in SI Units

What if I have a query about how to use MyLab?

當我使用 **MyLab** 平台遇到問題時該怎麼辦？

3.

培生數位產品技術支援

Pearson培生對數位產品非常好的技術支援，
有Q&A頁面可查詢 <https://support.pearson.com/getsupport/s/students>

遇到以下問題，先提供自行排解處理的方法，

- 1.忘記密碼或帳號被鎖住
- 2.無法登入平台
- 3.登入後，看不到課程畫面

尋求技術支援之前 - 忘記密碼或帳號鎖住

忘記密碼或帳號鎖住

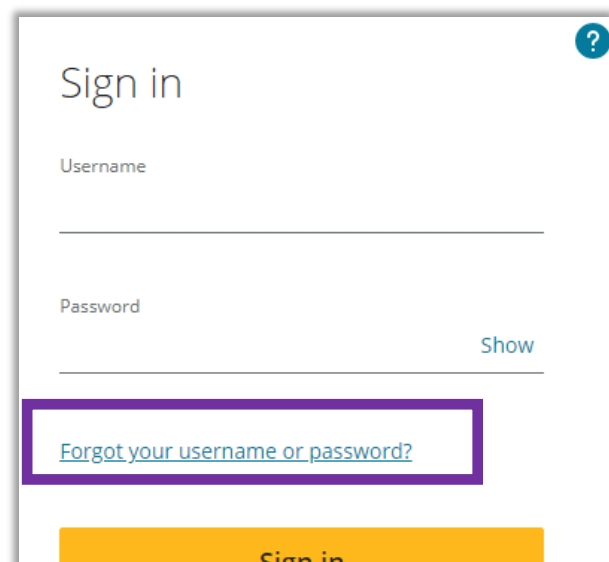
1. 點選 Forget your username or password?
2. 選Email，然後輸入email
3. 到信箱收信，並按信中步驟進行

預設

Username : 學號

Password :

NCU***** (*****為學號後五碼)



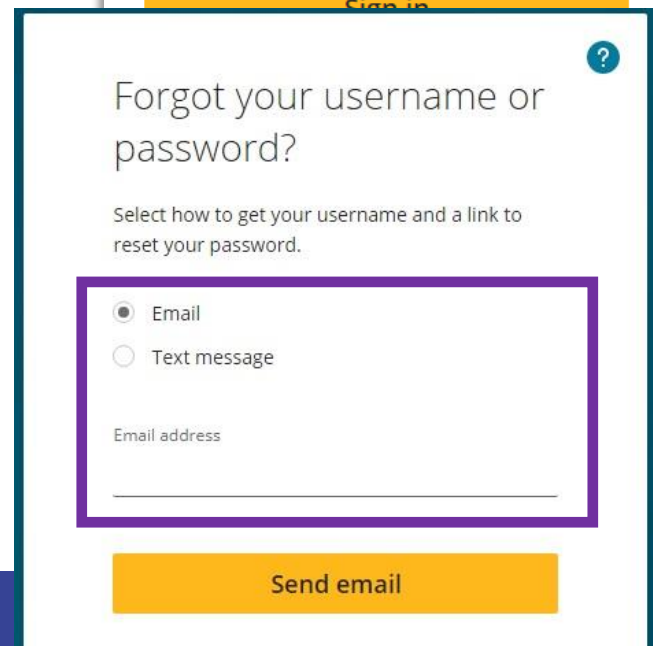
Sign in

Username

Password [Show](#)

[Forgot your username or password?](#)

Sign in



Forgot your username or password?

Select how to get your username and a link to reset your password.

Email

Text message

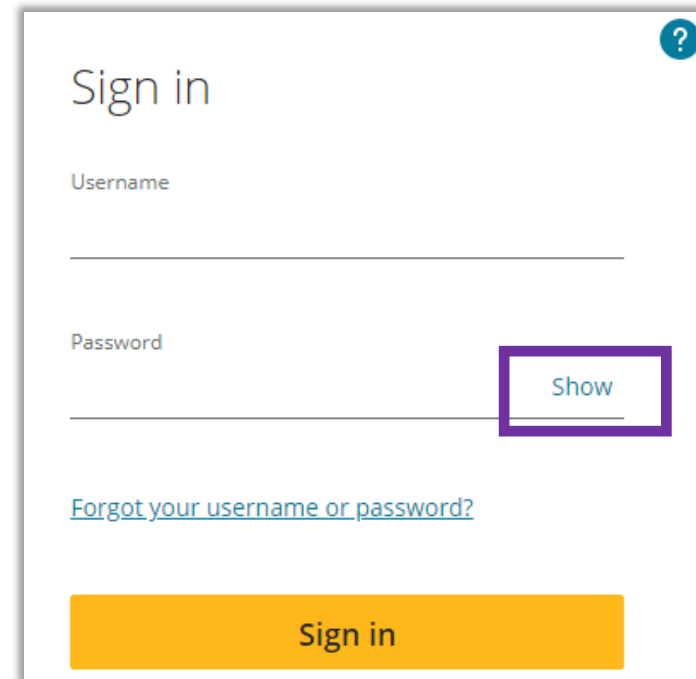
Email address

Send email

尋求技術支援之前 – 無法登入平台

無法登入平台

1. 通常是密碼打錯，請按 右邊的 **show**，顯示密碼
2. 確認瀏覽器有 **允許第三方cookie**
3. **清除**瀏覽器的 **cookie**資料



The image shows a sign-in form with the following elements:

- A title "Sign in" at the top right, with a small blue question mark icon next to it.
- A "Username" input field.
- A "Password" input field with a "Show" button to its right, which is highlighted with a purple border.
- A link "[Forgot your username or password?](#)" below the password field.
- A large yellow "Sign in" button at the bottom.

尋求技術支援之前 - 看不到課程或畫面

登入平台，卻看不到課程或畫面

1. 請**確認瀏覽器有允許第三方cookie**

學校計中電腦大多預設封鎖第三方cookie

apple則多預設封鎖第三方cookie

2. **清除瀏覽器的cookie跟快取資料**

3. **允許瀏覽器的彈出式視窗**



以上方式都不行，或是其他狀況

不包含不會作答

請妳/你撥打培生數位產品技術支援熱線，

或寄Email到培生數位產品技術支援電郵。

但要準備相關課程資訊，以便技術服務團隊可以迅速解決問題。
(迅速指的是24小時之內)

培生數位產品技術支援

您可透過以下方式聯繫取得相關服務：（可以中文書寫或溝通）

培生數位產品技術支援熱線：0800 676 686

培生數位產品技術支援電郵：itsupport.tw@pearson.com

免付費熱線服務時間：

週一至週五 上午7:00 - 晚上7:00，公休日除外。

（註：該服務團隊位於中國大陸，公休日以當地工作日為準）



Send Us a Message



Give Us a Call

尋求技術支援時所需提供資訊

1. 你的英文姓名、註冊E-mail電郵與帳號
2. 學校英文全名與課程細節：[National Central University](#)
老師的英文姓名：[Name](#)
原文書ISBN碼：[9781292253220](#)
Course ID：[Test](#)
教學平台：[Mastering Math](#)
3. E-mail中文描述您碰到的問題，以及請拍攝或擷取畫面。
若收到任何的英文錯誤訊息或代碼也請一起提供。

ALWAYS LEARNING